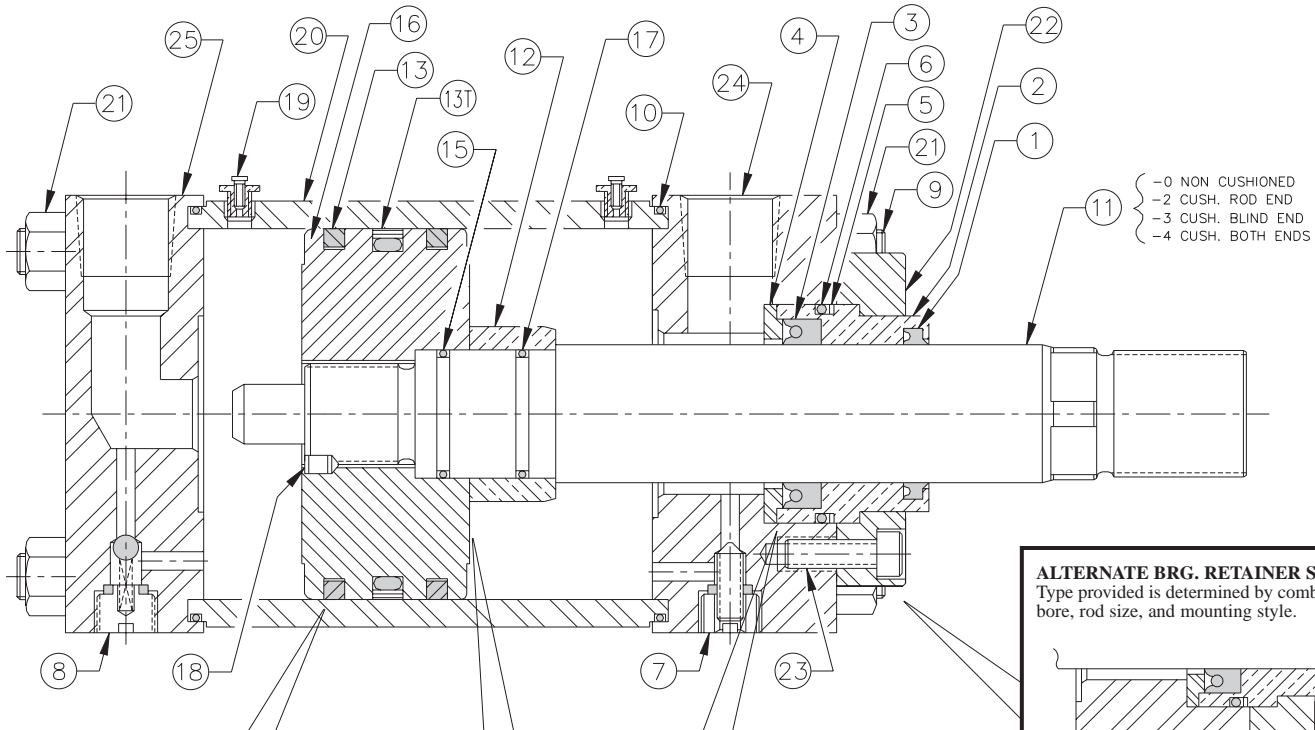
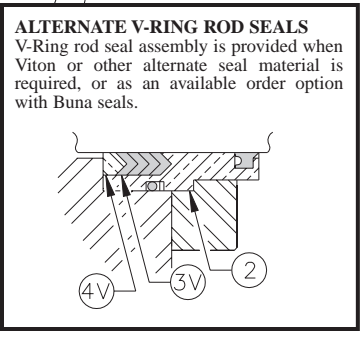
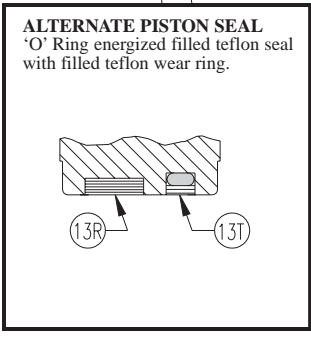
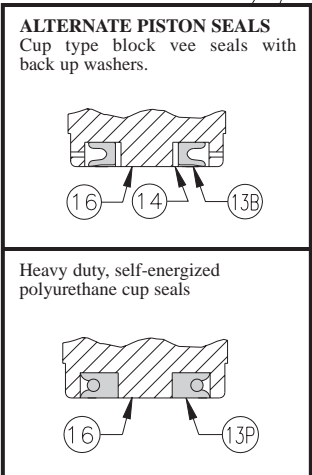
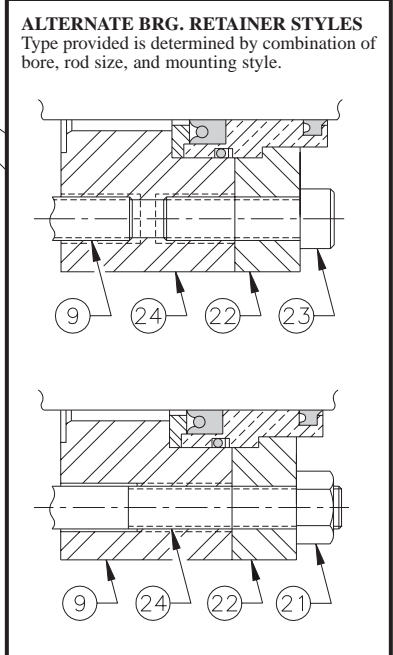


PART IDENTIFICATION NUMBERS FOR SERIES "H" HYDRAULIC CYLINDERS



-0 NON CUSHIONED
 -2 CUSH. ROD END
 -3 CUSH. BLIND END
 -4 CUSH. BOTH ENDS



ORDER INFORMATION REQUIREMENTS
 When ordering replacement parts, clearly specify the item number, name, and quantity of the desired component. It is essential to provide the correct model and serial number of the cylinder in which the parts will be used. By providing both numbers, a cross check of reference data can be made to assure accurate fulfillment of order requirements.

ITEM NUMBER	BASIC PARTS LIST PART NAME
1.....	Rod Wiper
2.....	Rod Bearing
3.....	Rod Seal (Std.)
3V.....	V-Ring Rod Seal Set (Opt.)
4.....	Seal Support Ring (Std.)
4V.....	Seal Support Ring (suits 3V only)
5.....	Back Up Washer - Brg. to Head
6.....	O-Ring - Bearing to Head
7.....	Cushion Adjusting Screw Assy.
8.....	Ball Check Assembly
9.....	Tie Rod
10.....	O-Ring - Tube End Seal
11.....	Piston Rod add dash number to indicate cushion style
12.....	Cushion Bushing
13.....	Cast Iron Piston Rings (Std.)
13T.....	Energized Teflon Piston Seal (Std.)
13B.....	Block Vee Piston Cup Seals (Opt.)
13P.....	Polyurethane Piston Cup Seals (Opt.)
13R.....	Filled Teflon Wear Ring (Opt.)
14.....	Back Up Washers (with 13B only)
15.....	O-Ring - Piston to Rod
16.....	Piston
17.....	O-Ring - Cush. Bush. to Rod

ITEM NUMBER	PART NAME
18.....	Locking Pin
19.....	Air Bleeder
20.....	Cylinder Tube
21.....	Tie Rod Fastener
22.....	Bearing Retainer
23.....	Bearing Retainer Cap Screw
24*	Front Head
25*	Rear Head

(*) Model number code letter used to indicate mounting style should be included with item number to describe part.
 Example: Item 24-A Front Head w/Foot Mounting.

ITEM NUMBER	MTG. STYLE	PART NAME
26.....	"C"	Rect. Front Flange Plate
27.....	"P"	Square Front Flange Plate
28.....	"D"	Rect. Rear Flange Plate
29.....	"R"	Square Rear Flange Plate
30.....	"N"	Intermediate Trunnion Ring
31.....	"J"	End Lug Mounting Blocks
32.....	"J"	Bearing Retainer Filler Plate
33.....	"L"	Bearing Retainer Filler Plate

SERVICE PARTS MAY BE ORDERED AS FOLLOWS:

SEAL KIT: Consists of item numbers 1, 3, 5, 6, 10, 13, & 13T.
 Piston seal items 13B and 14, or 13P, or 13T and 13R included in kit if used in original cylinder.

SEAL KIT w/BEARING: Consists of above items with addition of Rod Bearing and Support Ring, items 2 and 4.

CARTRIDGE ASSEMBLY: Consists of item numbers 1, 2, 3, 4, 5, and 6.

PISTON AND ROD ASSEMBLY: Consists of item numbers 11, 12, 13, 13T, 13B, 13P, 13R, 14, 15, 16, 17, or 18 as required.

NOTE: Ordered parts will be supplied to suit construction details indicated by record data of original serial number.

LYNAIR, INC.

3515 Scheele Drive P.O. Box 720
 Jackson, Michigan 49204
 Phone (517)787-2240 FAX (517)787-4521